
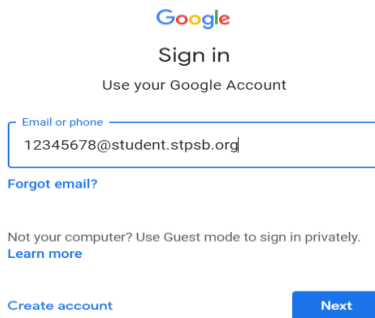


How to access your student's Google Classroom remotely

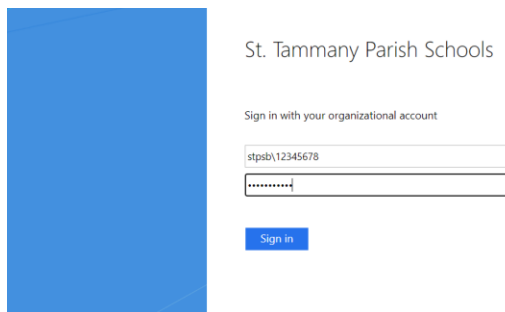
STEP 1: Go to Google.com and make sure that you are signed OUT of any other google accounts. Click 'Sign In' button (can be found in top Right corner, or after you click on the waffle, account buttons).




STEP 2: Sign in with student log in credentials. Click next.
STUDENT Log In EX: 12345678@student.stpsb.org



STEP 3: Sign in a second time onto the St. Tammany Portal Page.
FOR THIS STEP, you will use: stpsb\student number for the username. That is a forward slash.



STEP 4: Your child should now be in their google account. Click on the waffle, and then the classroom icon.



STEP 5: Once in the Google Classroom, your child should be able to access all information by clicking on the 'classwork' button.

