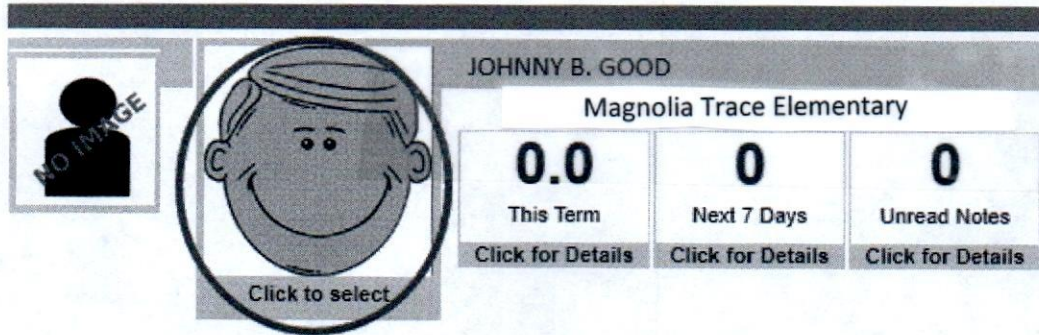
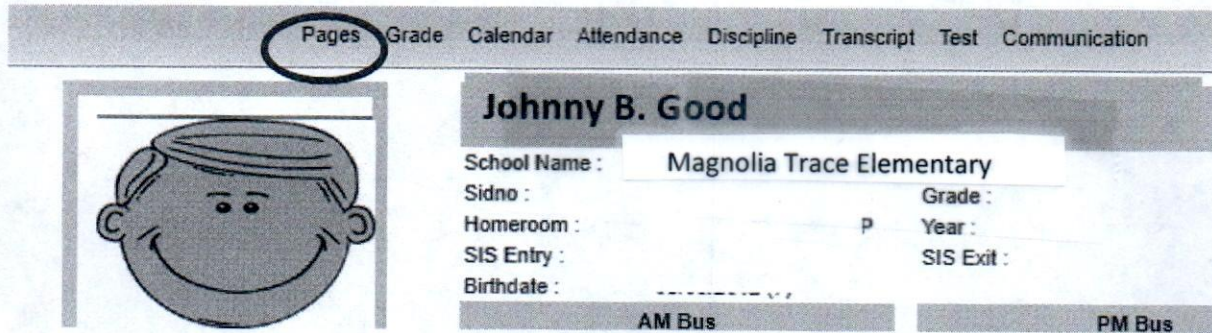


# How Parents Access Teacher Websites

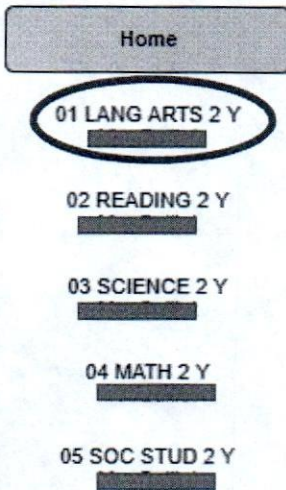
1. Go to Student Progress Center website: <https://ipams.stpsb.org/progress/>
2. Log into your child's account. If you have not registered an account for your child yet, you will need to contact the school secretary and ask for your child's 8 digit student ID number and the parents PSN number. You can then register your child.
3. Once you are logged in, click on your child's picture OR the grey box that says no image.



4. Click on the tab at the top that says Pages.



5. On the left hand side click on one of your child's classes.





6. Look to the right hand side and click on the word **attachment** to view each week's newsletter.

Search

**DG** **August 19-23, 2019**  
Aug 16, 2019 at 9:24am  
1 attachment

**DG** Aug 07, 2019 at 12:24pm

**DG** **Newsletters**  
Aug 07, 2019 at 12:16pm  
August 12-16, 2019  
1 attachment

Click on the file when it opens.

Attachments

File	Size
Aug 12-16, 2019.pdf	269136

7. Check out the calendar for school events. You can click on the three lines to the right to change what you would like to view on your calendar.

August 2019

SUN 18 MON 19 TUE 20 WED 21 THU 22 FRI 23 SAT 24

11:22 AM - 11:22 AM  
Subscription: Christian... 1

Calendar Options

- Show Assignments/Lessons
- Show Birthdays
- Show Events
- Show Meetings
- Show School Calendar
- Show Sports

Close